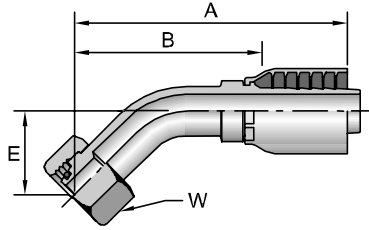


10C43

Female Metric S - Swivel - 45° Elbow - (24° Cone with O-Ring) ISO 12151-2 - SWE45

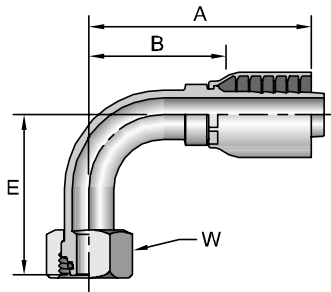


| # Part Number | Thread mm | Hose I.D. inch | A | | E | | W mm | B | |
|---------------------------|--------------|-------------------|------|-----|------|----|---------|------|----|
| | | | inch | mm | inch | mm | | inch | mm |
| 10C43-8-4 | 8 M16x1,5 | 1/4 | 2.32 | 59 | 0.63 | 16 | 19 | 1.38 | 35 |
| 10C43-12-5 | 12 M20x1,5 | 5/16 | 2.80 | 71 | 0.67 | 17 | 24 | 1.85 | 47 |
| 10C43-12-6 | 12 M20x1,5 | 3/8 | 2.72 | 69 | 0.79 | 20 | 24 | 1.57 | 40 |
| 10C43-14-6 | 14 M22x1,5 | 3/8 | 2.99 | 76 | 0.79 | 20 | 27 | 1.96 | 50 |
| 10C43-16-8 | 16 M24x1,5 | 1/2 | 3.23 | 82 | 0.94 | 24 | 30 | 1.89 | 48 |
| 10C43-20-10 | 20 M30x2 | 5/8 | 3.58 | 91 | 0.98 | 25 | 36 | 2.05 | 52 |
| 10C43-20-12 | 20 M30x2 | 3/4 | 3.94 | 100 | 1.14 | 29 | 36 | 2.36 | 60 |
| 10C43-25-12 | 25 M36x2 | 3/4 | 3.97 | 101 | 1.18 | 30 | 46 | 2.40 | 61 |
| 10C43-25-16 | 25 M36x2 | 1 | 4.80 | 122 | 1.30 | 33 | 46 | 3.18 | 81 |
| 10C43-30-16 | 30 M42x2 | 1 | 4.96 | 126 | 1.42 | 36 | 50 | 3.11 | 79 |
| 10C43-38-20 ^{^^} | 38 M52x2 | 1-1/4 | 5.59 | 142 | 1.50 | 38 | 60 | 3.74 | 95 |

^{^^}Must be assembled with Die Part No. 83C-A20H in a Superkrimp or Parkrimp 2.

11C43

Female Metric S - Swivel - 90° Elbow - (24° Cone with O-Ring) ISO 12151-2 - SWE

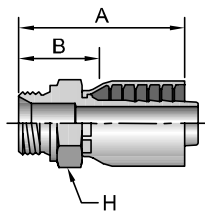


| # Part Number | Thread mm | Hose I.D. inch | A | | E | | W mm | B | |
|---------------------------|--------------|-------------------|------|-----|------|----|---------|------|----|
| | | | inch | mm | inch | mm | | inch | mm |
| 11C43-8-4 | 8 M16x1,5 | 1/4 | 1.89 | 48 | 1.14 | 29 | 19 | 1.02 | 26 |
| 11C43-8-6 | 8 M16x1,5 | 3/8 | 2.65 | 67 | 1.46 | 37 | 19 | 1.62 | 41 |
| 11C43-10-4 | 10 M18x1,5 | 1/4 | 1.97 | 50 | 1.14 | 29 | 22 | 1.02 | 26 |
| 11C43-12-5 | 12 M20x1,5 | 5/16 | 2.36 | 60 | 1.26 | 32 | 24 | 1.42 | 36 |
| 11C43-12-6 | 12 M20x1,5 | 3/8 | 2.56 | 65 | 1.46 | 37 | 24 | 1.38 | 35 |
| 11C43-14-6 | 14 M22x1,5 | 3/8 | 2.56 | 65 | 1.46 | 37 | 27 | 1.38 | 35 |
| 11C43-16-8 | 16 M24x1,5 | 1/2 | 2.83 | 72 | 1.77 | 45 | 30 | 1.46 | 37 |
| 11C43-20-10 | 20 M30x2 | 5/8 | 3.11 | 79 | 1.89 | 48 | 36 | 1.57 | 40 |
| 11C43-20-12 | 20 M30x2 | 3/4 | 3.52 | 89 | 2.26 | 58 | 36 | 2.08 | 53 |
| 11C43-25-10 | 25 M36x2 | 5/8 | 3.35 | 85 | 2.03 | 52 | 46 | 1.90 | 48 |
| 11C43-25-12 | 25 M36x2 | 3/4 | 3.50 | 89 | 2.32 | 59 | 46 | 1.93 | 49 |
| 11C43-25-16 | 25 M36x2 | 1 | 4.29 | 109 | 2.72 | 69 | 46 | 2.67 | 68 |
| 11C43-30-16 | 30 M42x2 | 1 | 4.53 | 115 | 2.99 | 76 | 50 | 2.68 | 68 |
| 11C43-38-20 ^{^^} | 38 M52x2 | 1-1/4 | 5.12 | 130 | 3.15 | 80 | 60 | 3.27 | 83 |

^{^^}Must be assembled with Die Part No. 83C-A20H in a Superkrimp or Parkrimp 2.

1D943

Male BSP Parallel Pipe - Rigid - (60° Cone) ISO 12151-6



| # Part Number | Thread inch | Hose I.D. inch | A | | H mm | B | |
|------------------|----------------|-------------------|------|----|---------|------|----|
| | | | inch | mm | | inch | mm |
| 1D943-4-4 | 1/4x19 | 1/4 | 1.77 | 45 | 19 | 0.91 | 23 |
| 1D943-6-5 | 3/8x19 | 5/16 | 2.13 | 54 | 22 | 1.22 | 31 |
| 1D943-6-6 | 3/8x19 | 3/8 | 2.13 | 54 | 22 | 1.22 | 31 |
| 1D943-8-6 | 1/2x14 | 3/8 | 2.36 | 60 | 27 | 1.22 | 31 |
| 1D943-8-8 | 1/2x14 | 1/2 | 2.44 | 62 | 27 | 1.10 | 28 |
| 1D943-12-12 | 3/4x14 | 3/4 | 2.76 | 70 | 32 | 1.18 | 30 |
| 1D943-16-16 | 1x11 | 1 | 3.23 | 82 | 41 | 1.38 | 35 |

When used in a port, a bonded seal must be used. See Accessories Section for more information.